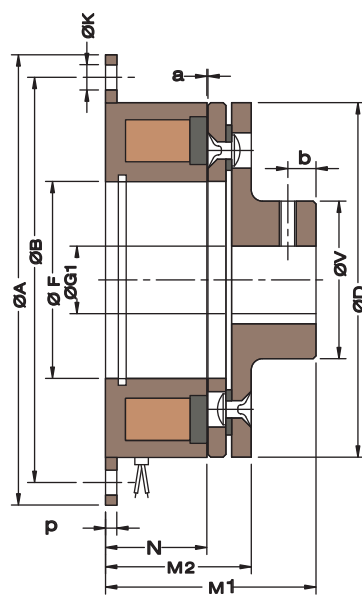
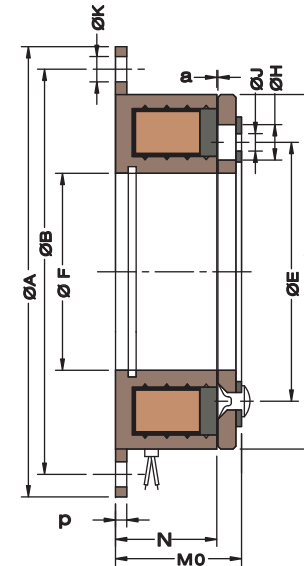


## MSDB SERIES

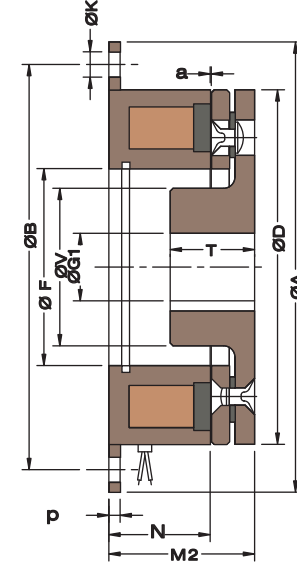
## E.M. SINGLE DISK BRAKE



DESIGN 1.1



DESIGN 1.3



DESIGN 1.2

Model	Torque (KgM)	Power (W)	OVERALL DIMENSIONS																
			A h9	B	D	E	F H8	H	J	K	M0	M1	M2	N	P	T	V	a	G1
0.7	0.7	15	80	72	63	46	35	3x6.3	3x3.1	4x4.5	22	37	25.5	18	2	15	28	0.2	17
1.5	1.5	21	100	90	80	60	42	3x8	3x4.1	4x5.5	24.5	44.5	28.5	20	2.5	20	33	0.2	20
3	3	29	125	112	100	76	52	3x10.5	3x5.1	4x6.6	27.9	52.9	32.9	22	3	25	43	0.2	30
6	6	36	150	137	125	95	62	3x12	3x6.1	4x6.6	31	61	37	24	3.5	30	50	0.3	35
12	12	50	190	175	160	120	80	3x15	3x8.2	4x9	35	73	42	26	4	38	66	0.3	40
20	20	69	230	215	200	158	100	3x18	3x10.2	4x9	41.4	89.4	50.4	30	5	48	84	0.5	60
40	40	86	290	270	250	210	125	4x22	4x12.2	4x11	47.9	102.9	58.9	35	6	55	106	0.5	80

NOTE : 1. THE STANDARD VOLTAGE IS 24 VDC, OTHER VOLTAGES ON REQUEST, 2 ALUMINIUM HUB(SPIDER) CAN BE SUPPLIED AS PER CUSTOMER'S REQUIREMENT.